


ANIMALS  
STAYS  
ONLY!  
NO VISITORS  
BEYOND THIS  
POINT.




EQUIPMENT  
RESISTANT TO  
TOUCH! PLEASE DON'T  
TOUCH! OWNERS

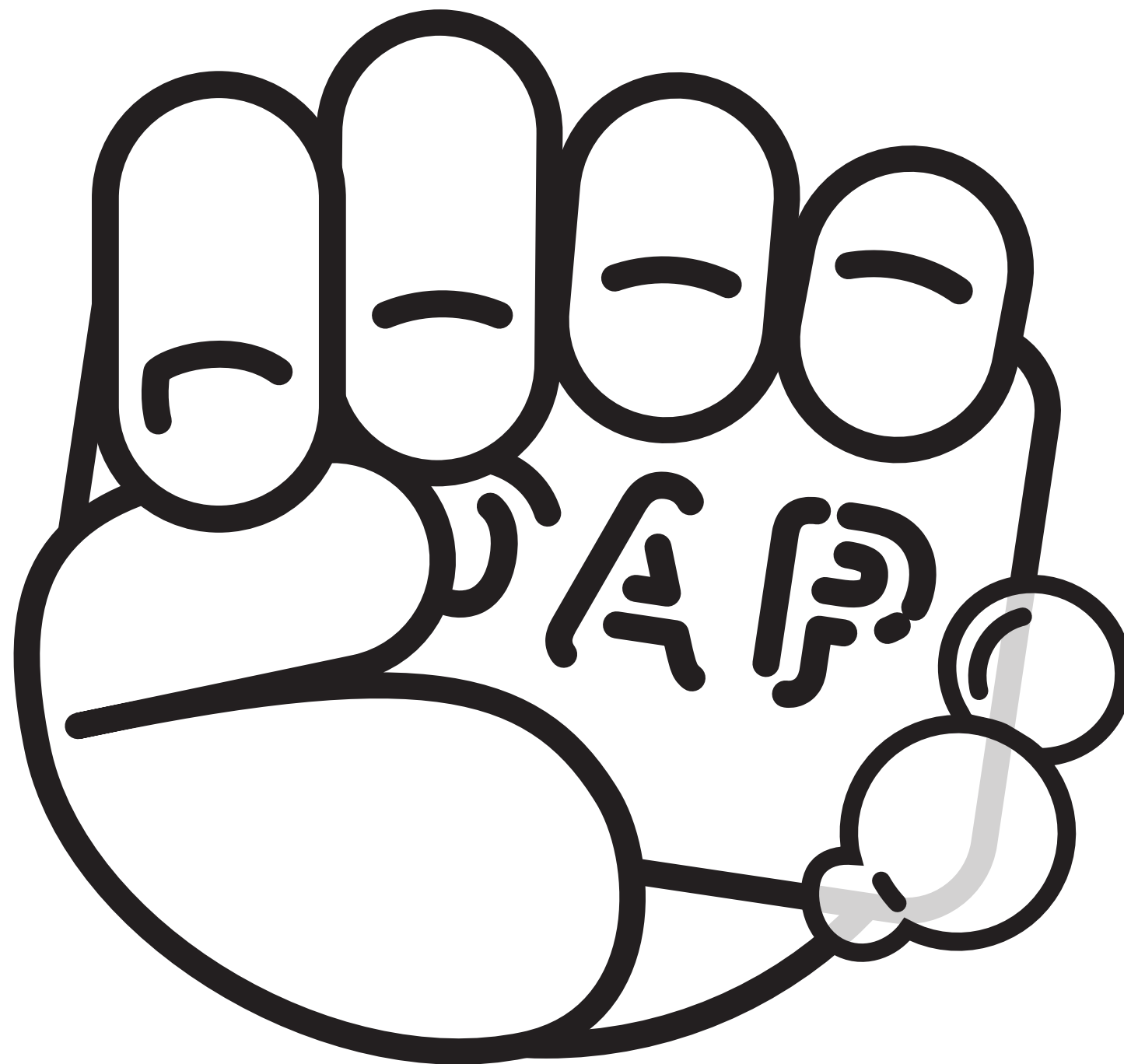






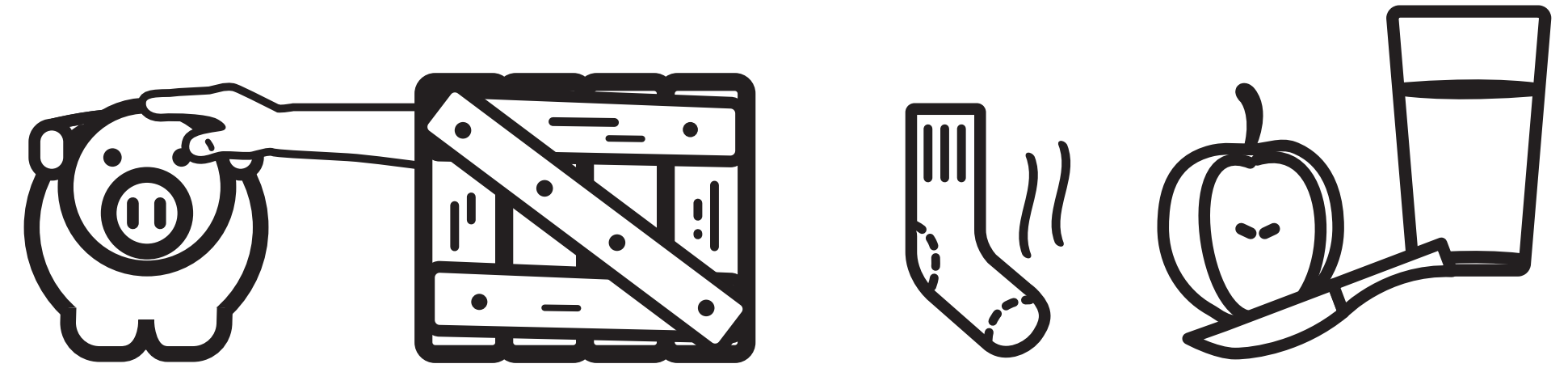
NO VISITORS  
BEYOND THIS  
POINT, PLEASE



# WASH HANDS



# ALWAYS WASH HANDS



AFTER; TOUCHING  
ANIMALS AND THEIR PENS,  
TAKING OFF DIRTY CLOTHES  
AND SHOES, HANDLING SOIL  
OR COMPOST, OR GOING TO  
THE BATHROOM.

&

BEFORE PREPARING FOODS,  
EATING OR DRINKING.

# HOW TO WASH HANDS



1. WET HANDS WITH CLEAN RUNNING WATER.
2. APPLY SOAP.
3. RUB HANDS TOGETHER TO MAKE A LATHER AND SCRUB WELL,  
INCLUDING; BACKS OF HANDS,  
BETWEEN FINGERS, & UNDER  
FINGERNAILS
4. RUB HANDS AT  
LEAST 20 SECONDS.  
NEED A TIMER? HUM THE  
“HAPPY BIRTHDAY” SONG  
FROM BEGINNING TO END TWICE
5. RINSE HANDS
6. DRY HANDS USING A  
CLEAN PAPER TOWEL  
OR AIR DRY THEM.  
(DO NOT DRY HANDS ON CLOTHING)